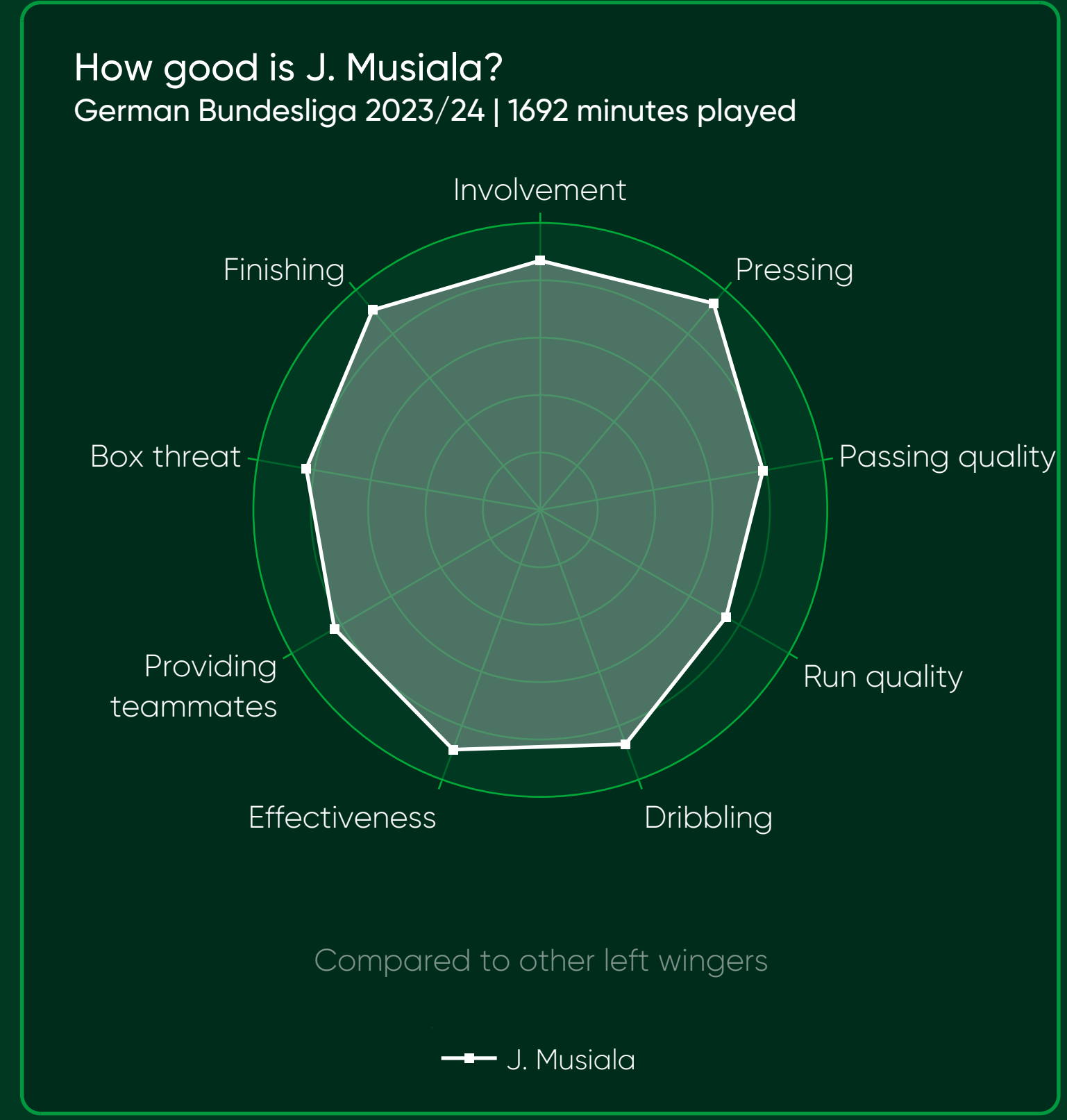


Jamal Musiala

German Bundesliga 2023/24

Scouting Report

Musiala excels at pressing, dribbling, and finishing.

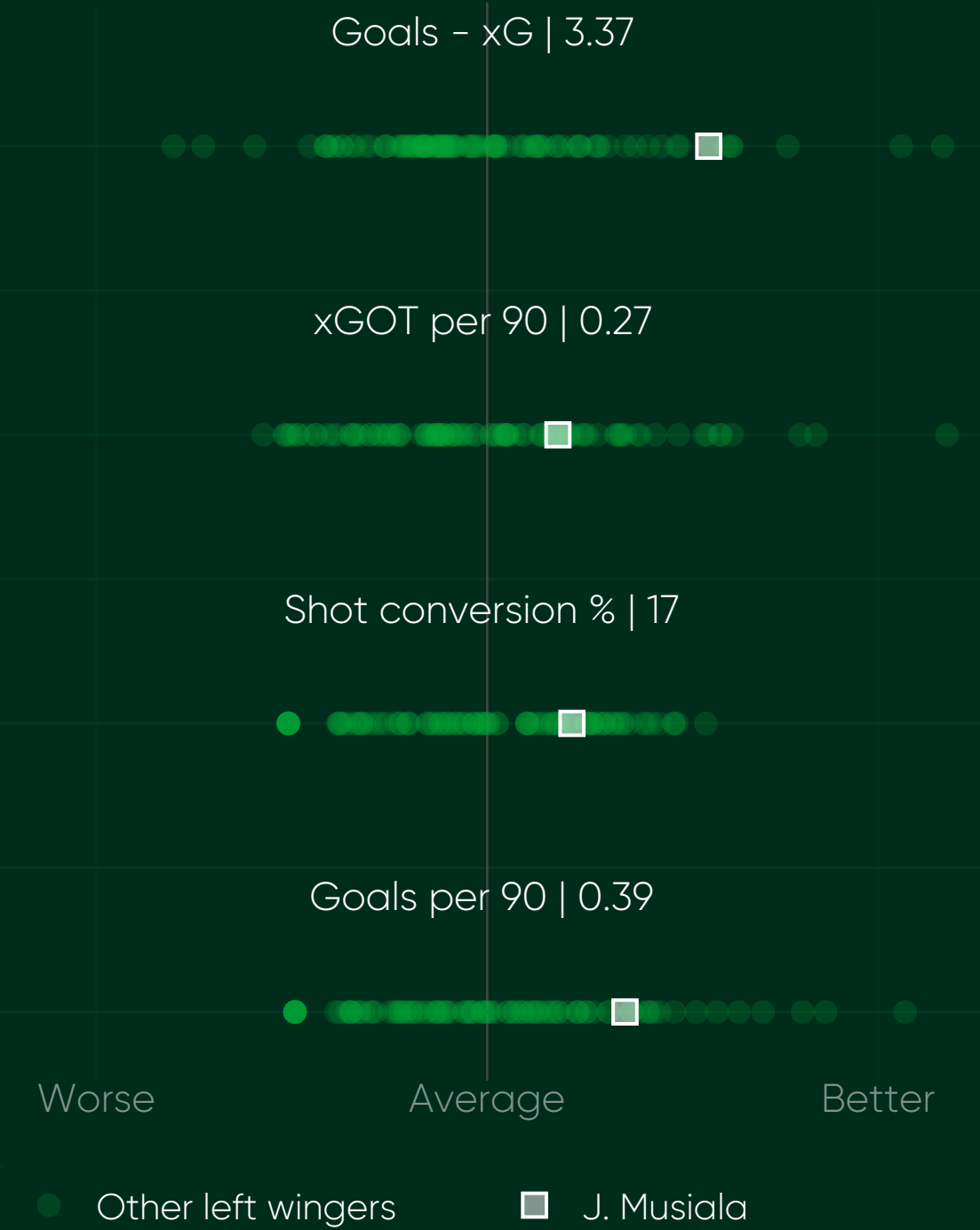


Jamal Musiala is a young, developing winger at Bayern München who excels in many aspects of the game. During this season, he has been outstanding in pressing and recovering the ball high up the field. He is an excellent finisher, consistently converting his chances, and his dribbling skills make him a significant threat when moving forward. Musiala is also highly effective in his overall play, evidenced by his positive impact per reception, and is good at providing teammates, box threat, and passing quality.

Left winger with superb finishing ability.

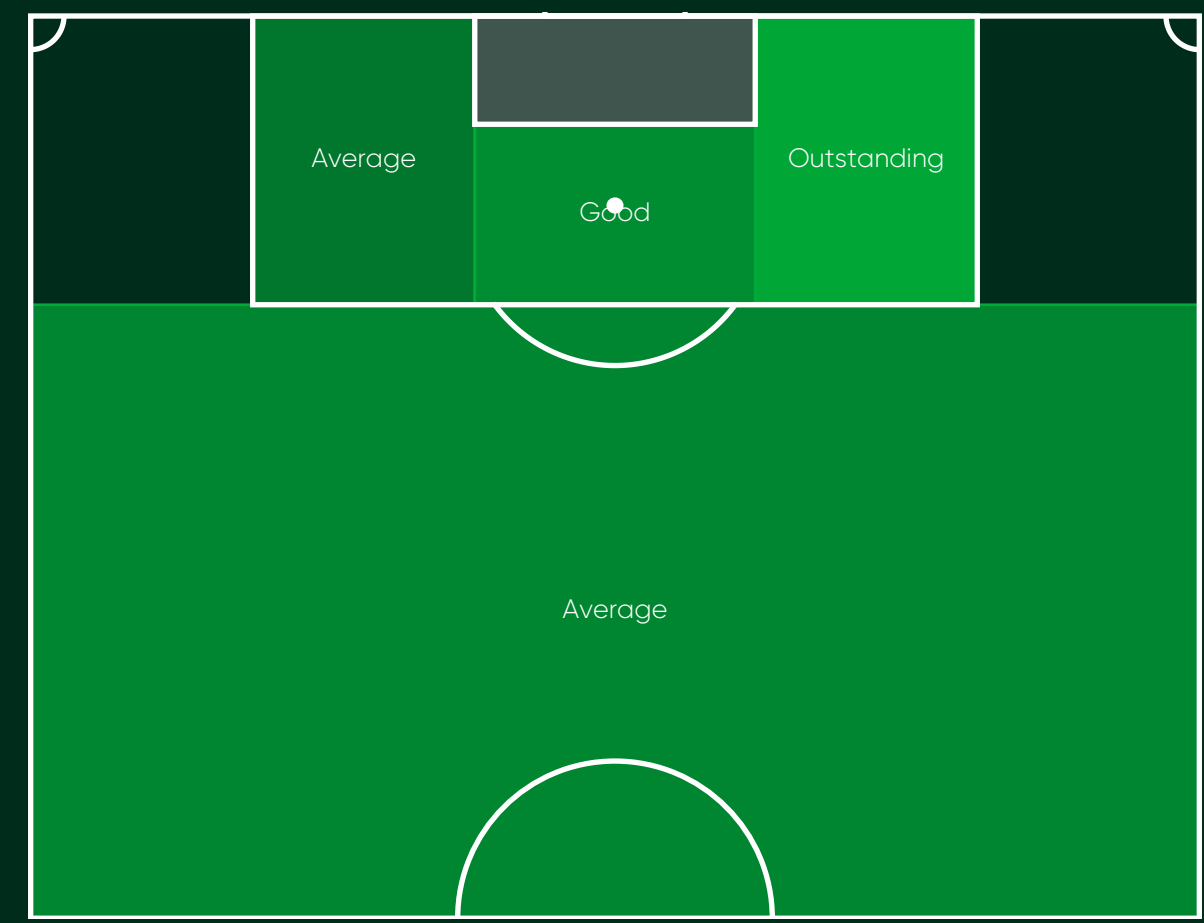
How good is J. Musiala at finishing?

German Bundesliga 2023/24 | 1692 minutes played



How is J. Musiala at shot conversion?

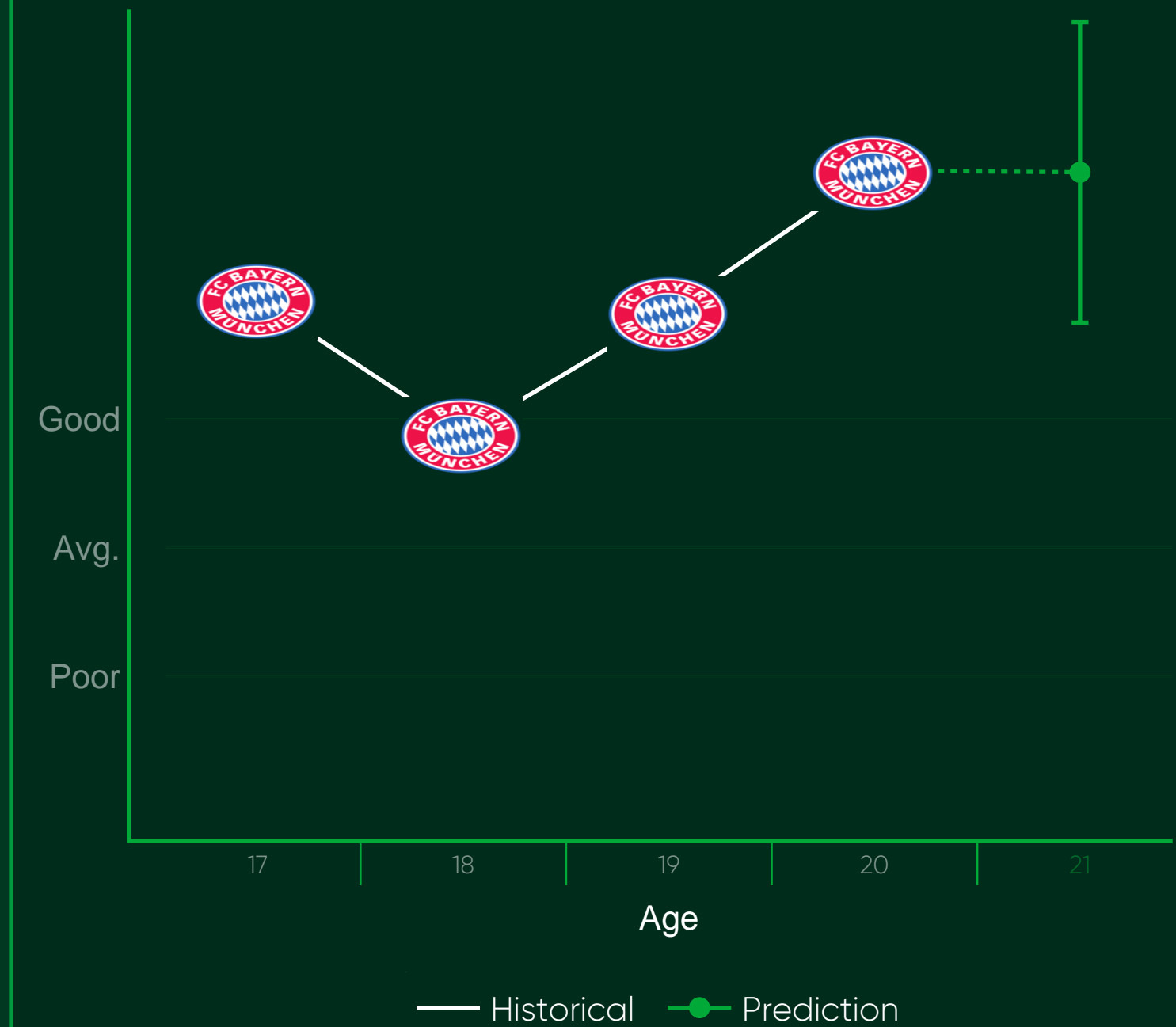
German Bundesliga 2023/24 | 1692 minutes played



Compared to other left wingers

J. Musiala - Finishing

Career development and prediction



J. Musiala is an excellent finisher for a left winger, consistently scoring more goals than expected. While his shot conversion and shot quality remain average, his overall goal-scoring ability sets him apart.

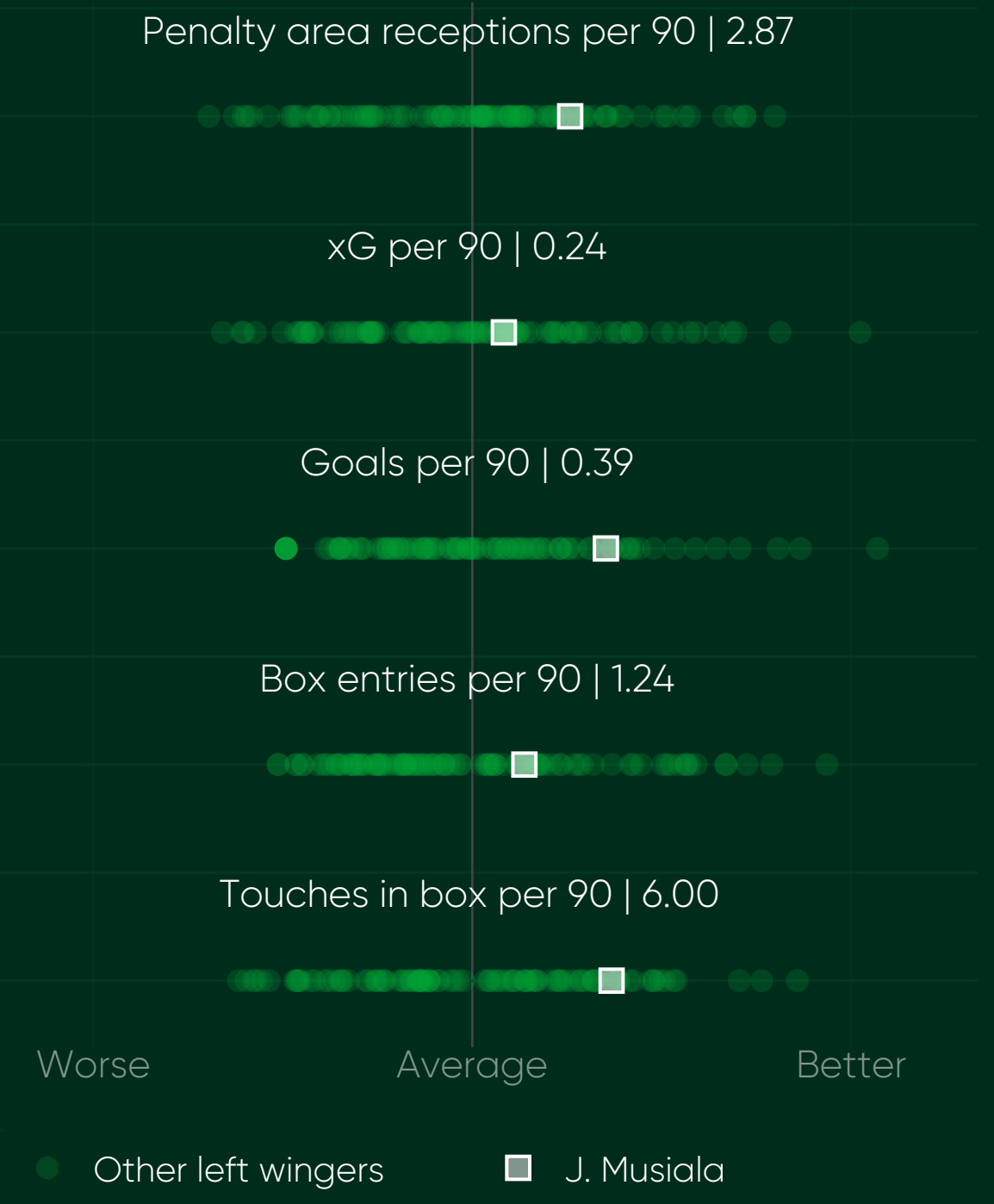
This season, J. Musiala was exceptionally effective when shooting from the right side of the box, making him a lethal threat from that area. He also performed quite well in the golden zone, but his conversion rates outside the box and from the left were just average.

Musiala started at Bayern München, transitioning from a winger to an outstanding-finishing midfielder in the Bundesliga. His finishing has consistently excelled, demonstrating remarkable skill. At 20, Musiala is anticipated to maintain his high-level finishing, with the next season expected to see continued outstanding performance.

Effective left winger with impressive box threat.

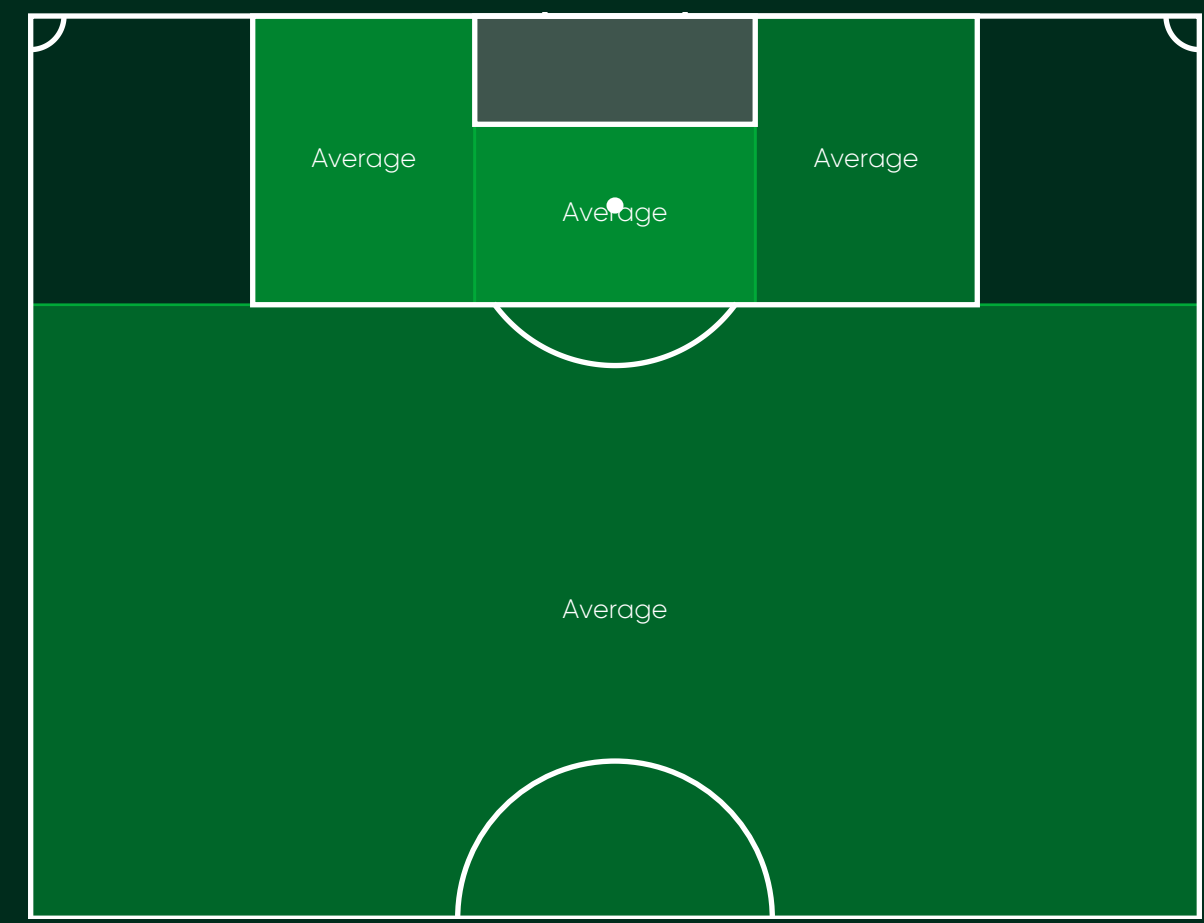
How good is J. Musiala at box threat?

German Bundesliga 2023/24 | 1692 minutes played



How is J. Musiala at xG?

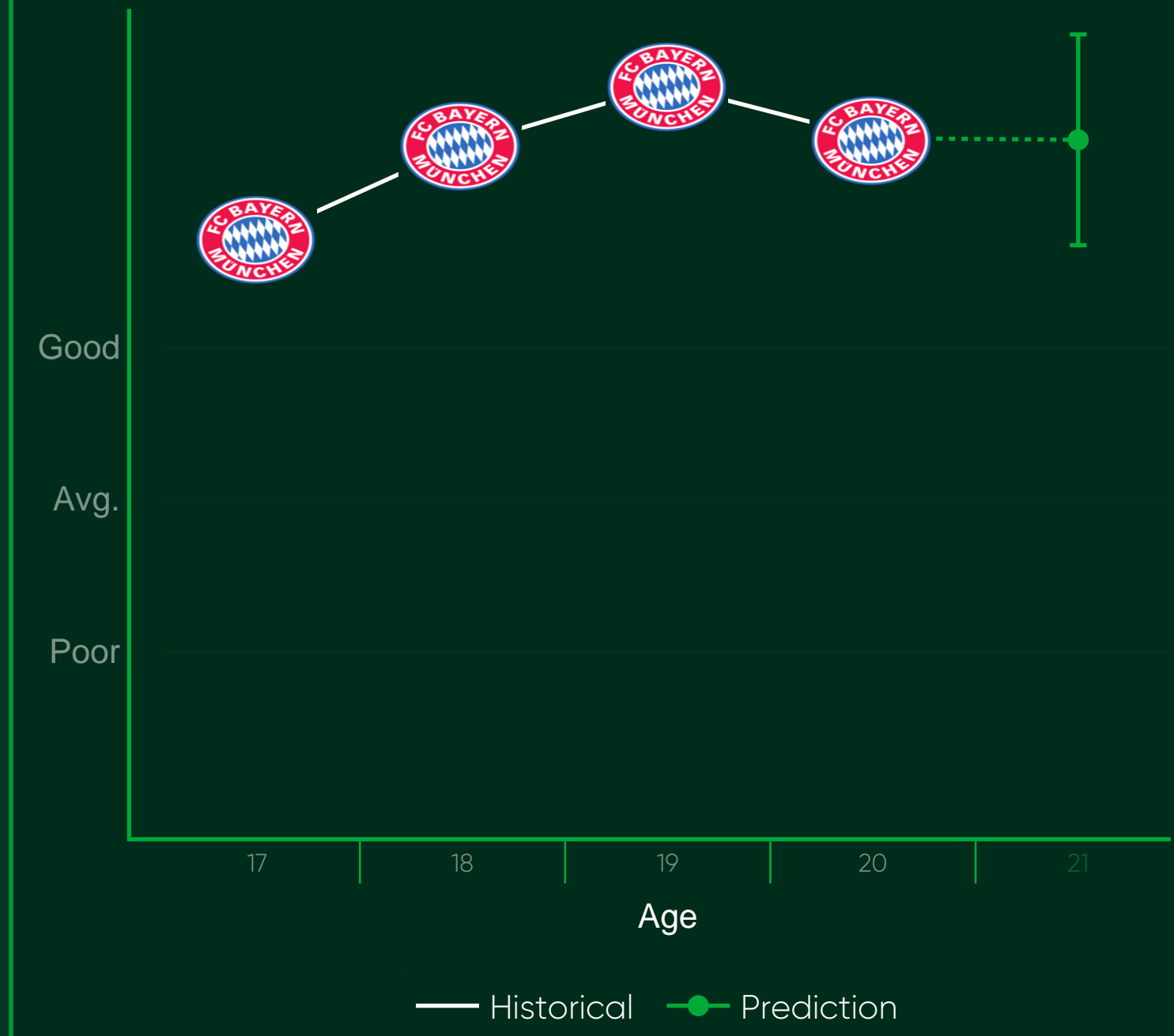
German Bundesliga 2023/24 | 1692 minutes played



Compared to other left wingers

J. Musiala - Box threat

Career development and prediction



As a left winger, J. Musiala stands out for his ability to threaten the box with exceptional skills in getting touches in the box, scoring goals, and receiving the ball in dangerous areas. Although his box entries and expected goals are typical for the league, his overall threat in the penalty area is impressive.

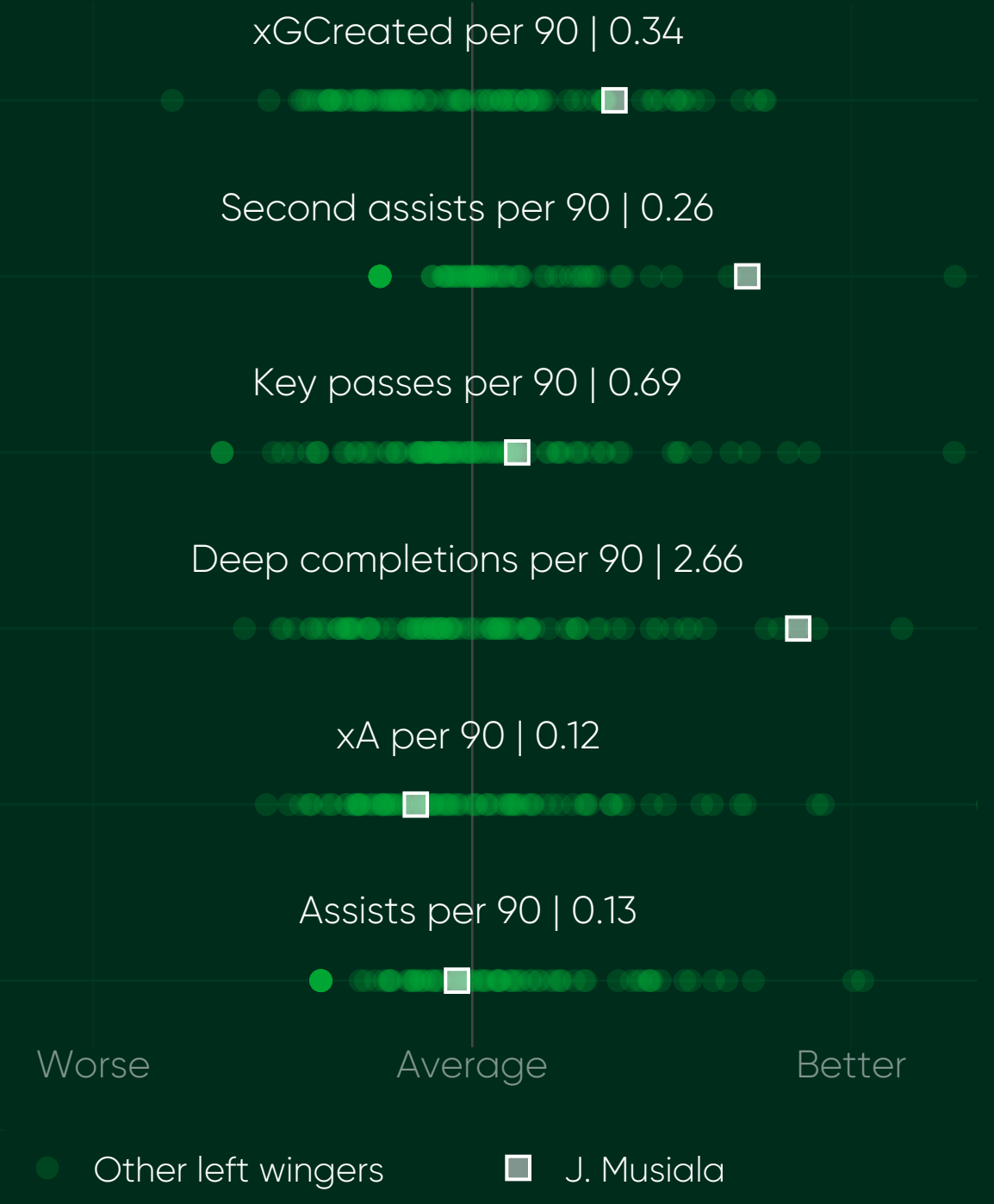
Musiala has an average performance in generating scoring opportunities from all regions: the golden zone, the left and right sides of the box, and outside the box. He often settles for safer options.

Musiala's rapid ascent at Bayern München, excelling as both a winger and midfielder, showcases his exceptional talent. His consistent box threat at such a young age highlights his attacking prowess and versatility. With his current trajectory, he's poised to maintain his outstanding performance, continuing to be a key player.

Versatile and effective chance creator.

How good is J. Musiala at providing teammates?

German Bundesliga 2023/24 | 1692 minutes played



J. Musiala is highly effective at creating chances, especially with deep completions, second assists, and generating expected goals through his passes. His numbers in key passes and assists are respectable, making him a well-rounded player in terms of chance creation.

How is J. Musiala at xGCreated?

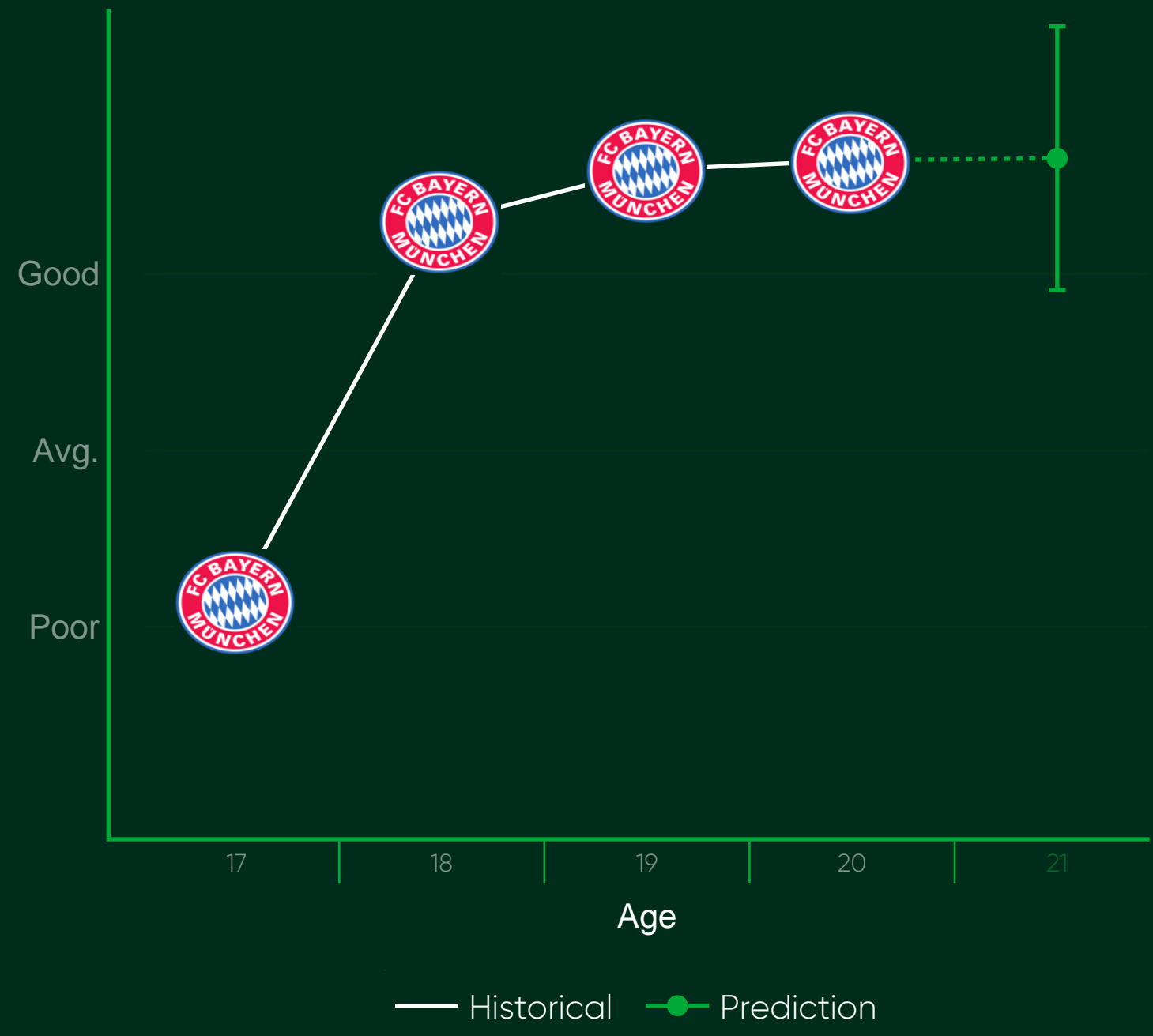
German Bundesliga 2023/24 | 1692 minutes played



Musiala excelled in creating chances from the attacking central zone and right half-space, showcasing his ability to impact the game centrally compared to other left-sided wingers. However, he was only average in the penalty area and less effective on the wings, suggesting a preference for operating more centrally.

J. Musiala - Providing teammates

Career development and prediction

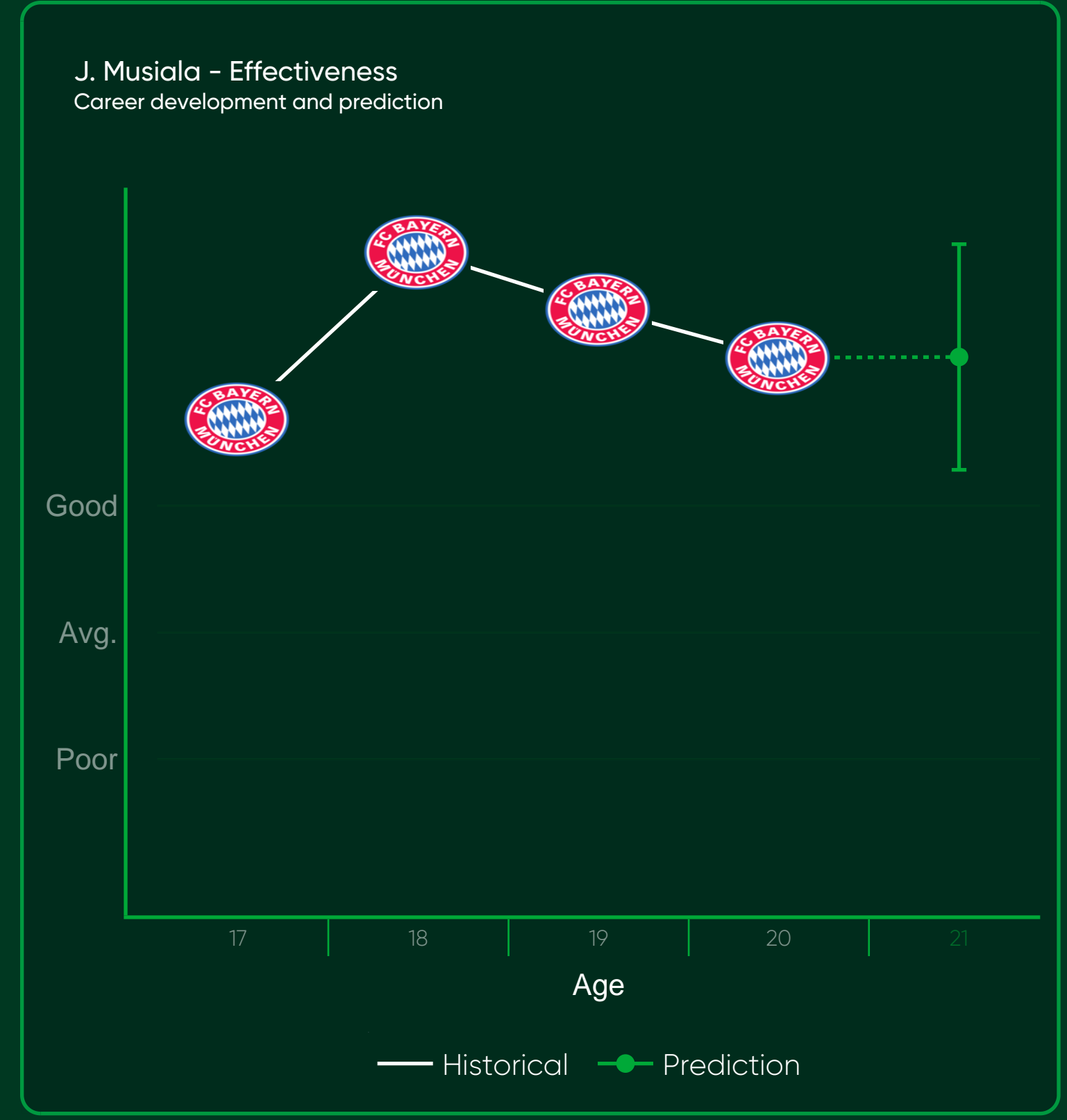


Musiala has shown remarkable development since starting at Bayern München, moving from a below-average winger to an outstanding midfielder in terms of creating chances. His trajectory indicates a strong, upward trend in his skills and contributions. Looking ahead, expectations are high for Musiala as he continues to be a pivotal playmaker, with his performance likely maintaining at an outstanding level, with a minimum of good.

Dynamic left winger, future Bundesliga star.



J. Musiala ranks as tremendously effective compared to other left wingers, making notable contributions through his creative passes and dynamic carries. While he excels in these areas. Most of his other performance metrics are average.



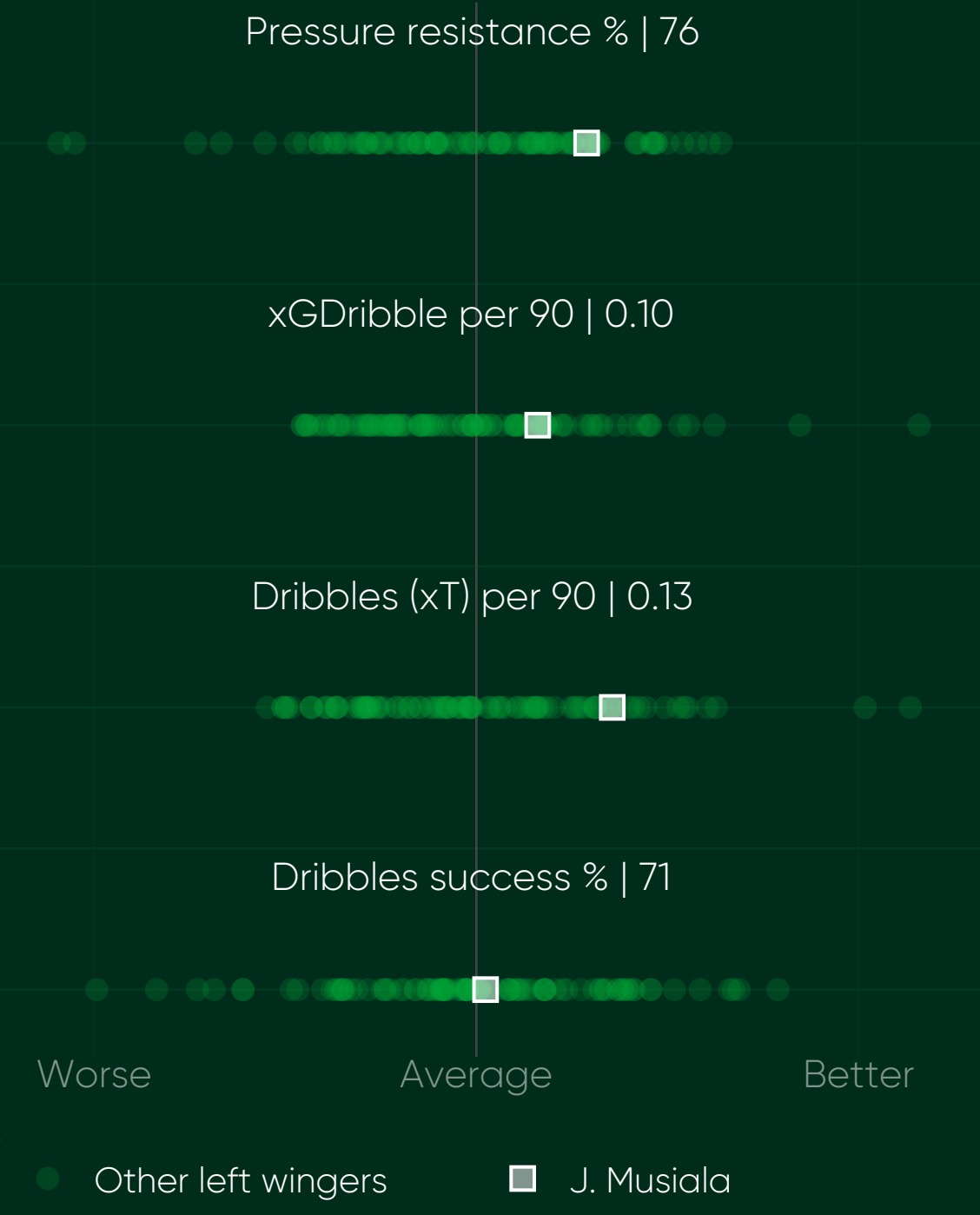
Musiala's rapid rise, transitioning from winger to star midfielder at Bayern München, has been marked by consistent outstanding effectiveness. At just 20, he shows remarkable stability in his performance, and he is expected to continue being a standout player in the Bundesliga over the next three years. The upcoming seasons promise to further solidify his place among the league's elite.

German Bundesliga 2023/24 J. Musiala | Scouting report

Superb dribbler from the left wing.

How good is J. Musiala at dribbling?

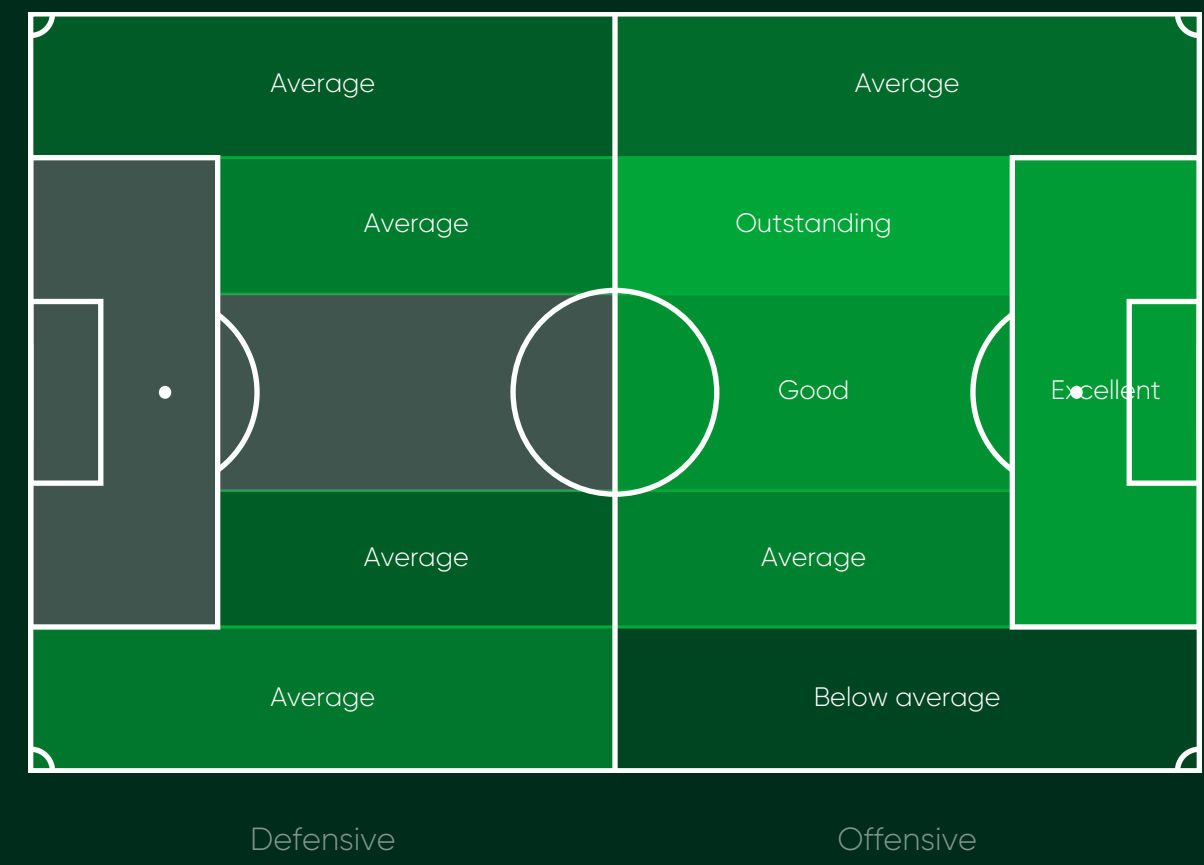
German Bundesliga 2023/24 | 1692 minutes played



J. Musiala stands out as an outstanding dribbler among left wingers: his ability to navigate pressure situations and create attacking threats through dribbles is exceptional. With these impressive skills, supporters know something will happen when he is on the ball.

How is J. Musiala at dribbles (xT)?

German Bundesliga 2023/24 | 1692 minutes played

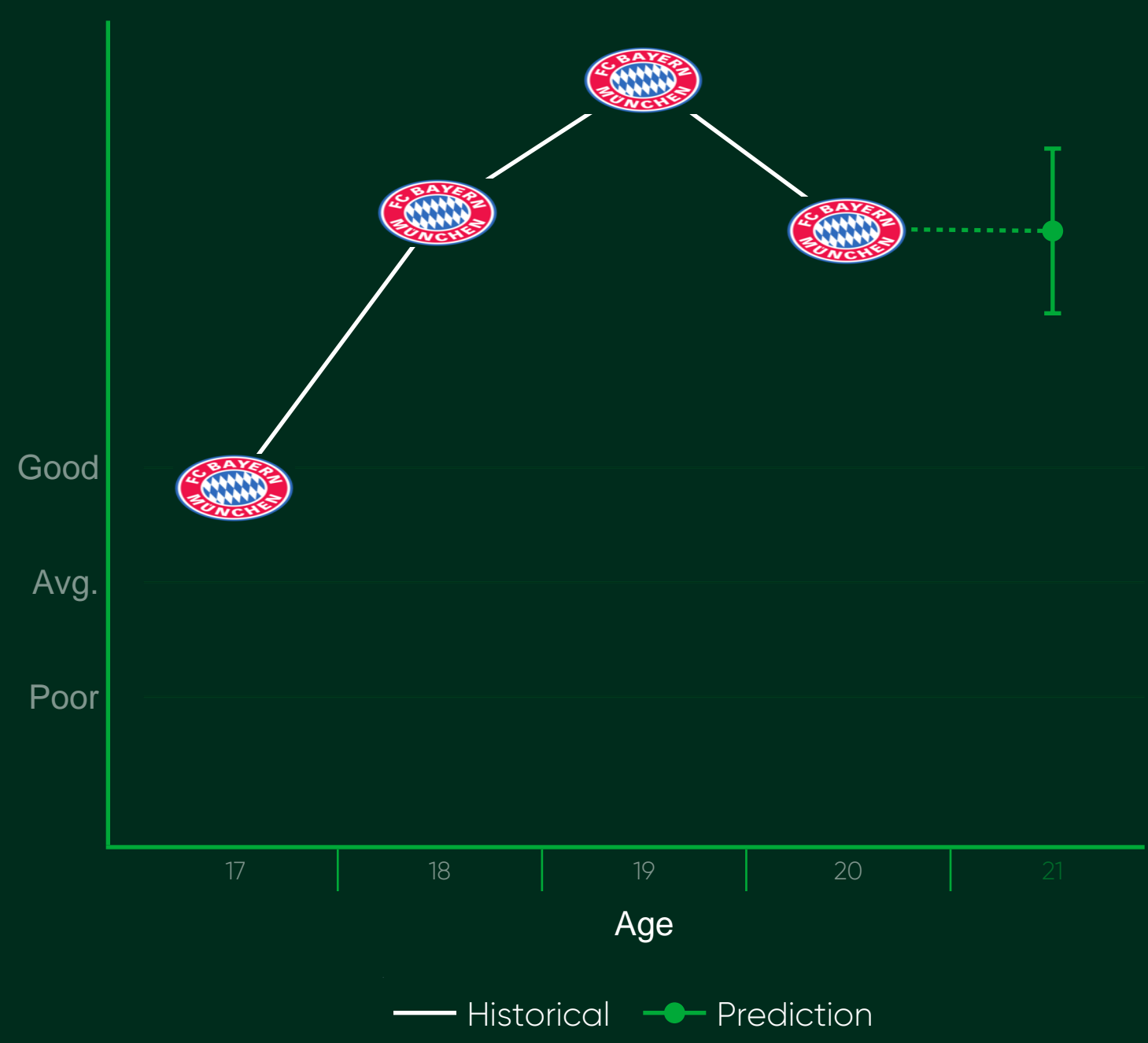


Compared to other left wingers

Musiala excelled at creating opportunities when coming inside from the left half-space and was a significant threat in the opposition penalty area. Although his dribbling was solid in central areas, it was only average and below average when operating on the right side.

J. Musiala - Dribbling

Career development and prediction

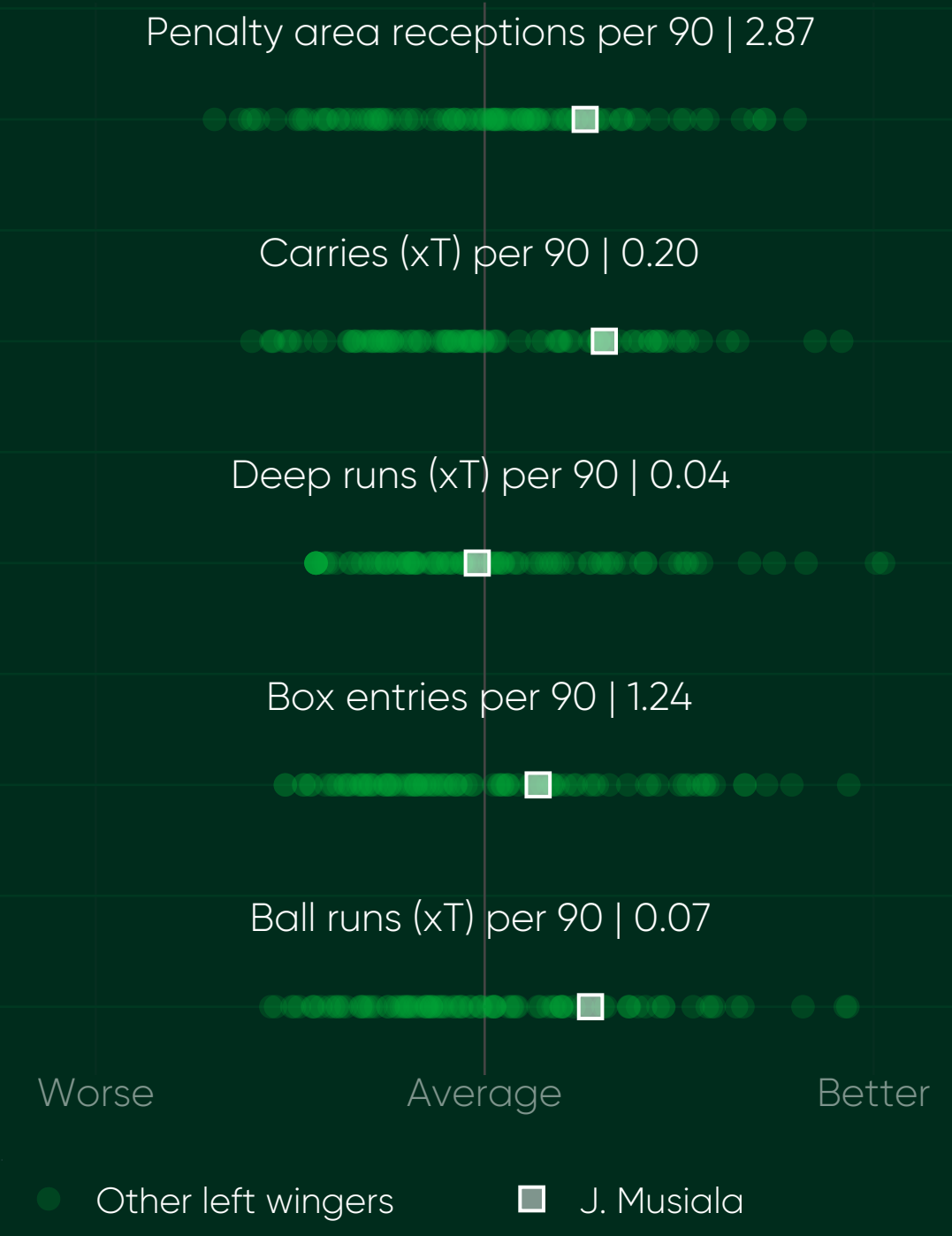


Musiala has showcased remarkable dribbling skills, whether as a winger or midfielder, during his time at Bayern München. Since the age of 17, his dribbling has been consistently outstanding, positioning him among the best in the Bundesliga. At 20, Musiala is anticipated to maintain his exceptional dribbling performance, with continued excellence expected in the coming seasons.

Versatile player with exceptional left-sided runs.

How good is J. Musiala at run quality?

German Bundesliga 2023/24 | 1692 minutes played



J. Musiala is a very good runner compared to other left wingers, strongly excelling in carrying the ball, making dangerous runs, and receiving the ball in the penalty area. He performs well across the board, with average performance when it comes to getting into the box or making deep runs.

How is J. Musiala at carries (xT)?

German Bundesliga 2023/24 | 1692 minutes played

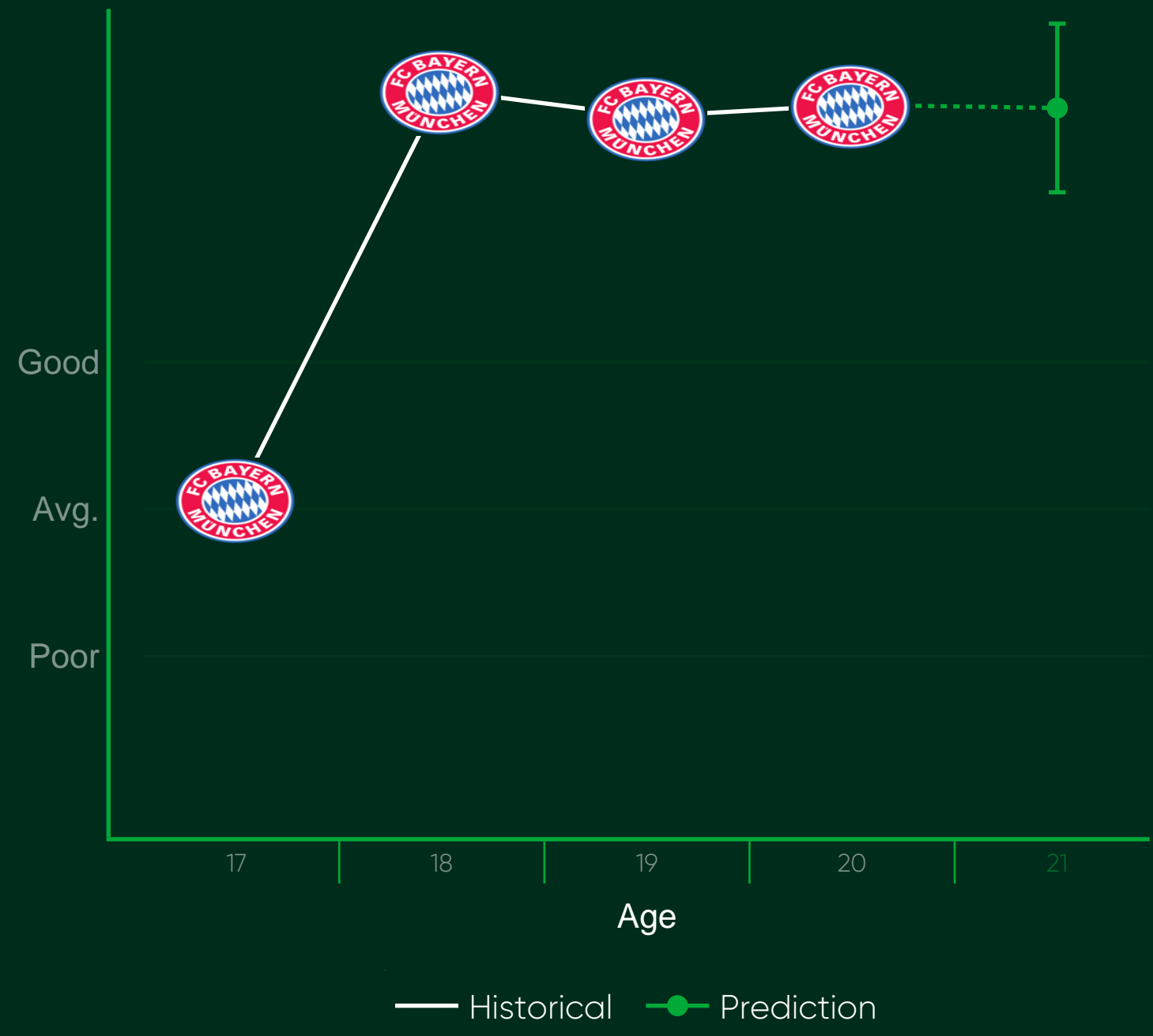


Compared to other left wingers

J. Musiala has been exceptional with his carries in the left-sided and central attacking zones, creating significant threats. However, he operates less effectively on the right flank, showing a distinct preference for left-sided play and central penetration for ball-carrying impact.

J. Musiala - Run quality

Career development and prediction

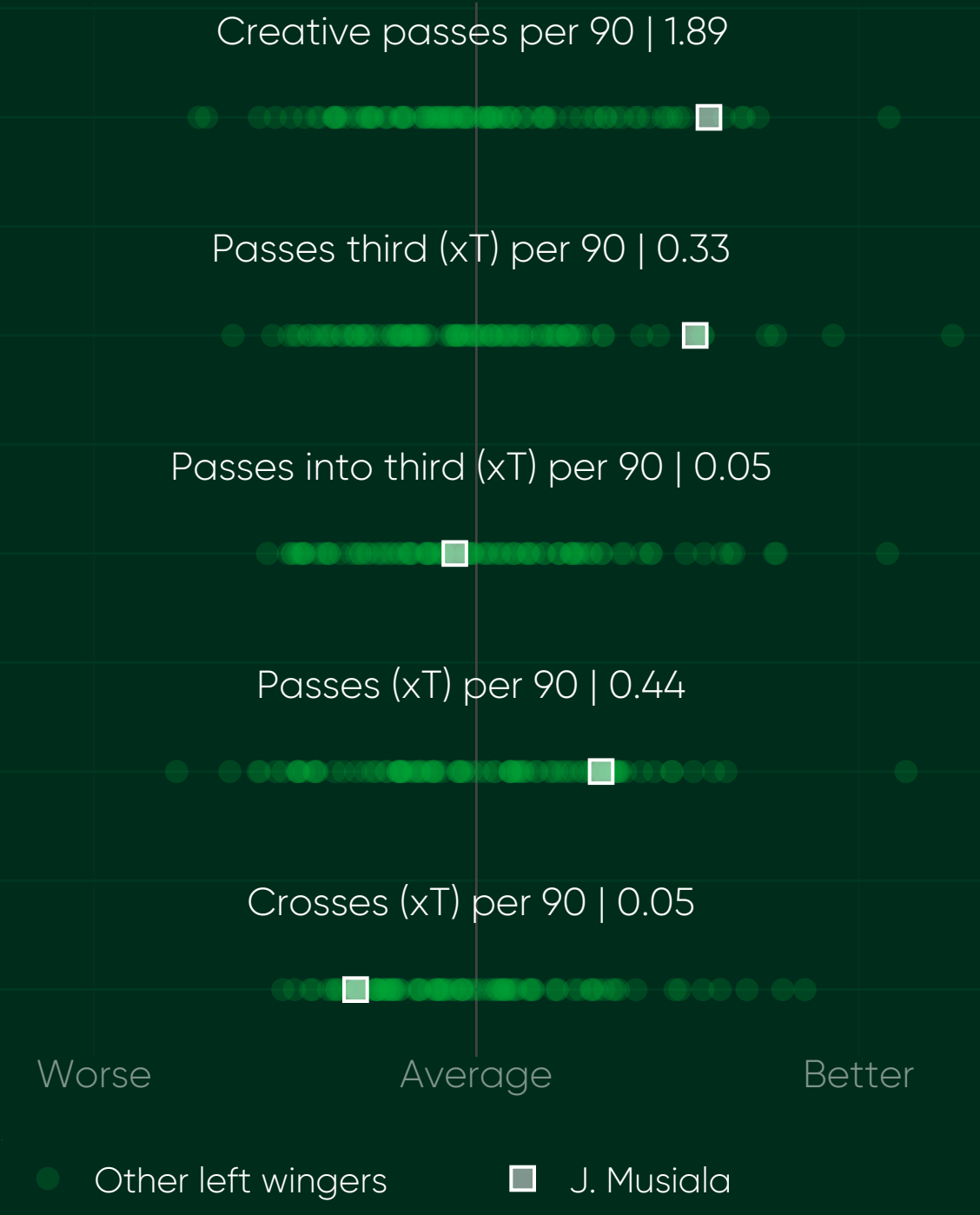


Jamal Musiala burst onto the scene with Bayern München, quickly transitioning from a winger to a midfielder. His run quality fluctuated but was largely exceptional compared to peers in the Bundesliga. At just 20, Musiala's dynamic and versatile play promises to keep him outstanding in run quality, with high expectations for continued excellence in the coming years.

Great at creating opportunities for others.

How good is J. Musiala at passing quality?

German Bundesliga 2023/24 | 1692 minutes played



Musiala stands out for creating dangerous opportunities with his passing in the final third and overall passing quality. However, he could improve his ability to deliver dangerous crosses, though he is generally strong overall when he has the ball.

How is J. Musiala at passes (xT)?

German Bundesliga 2023/24 | 1692 minutes played

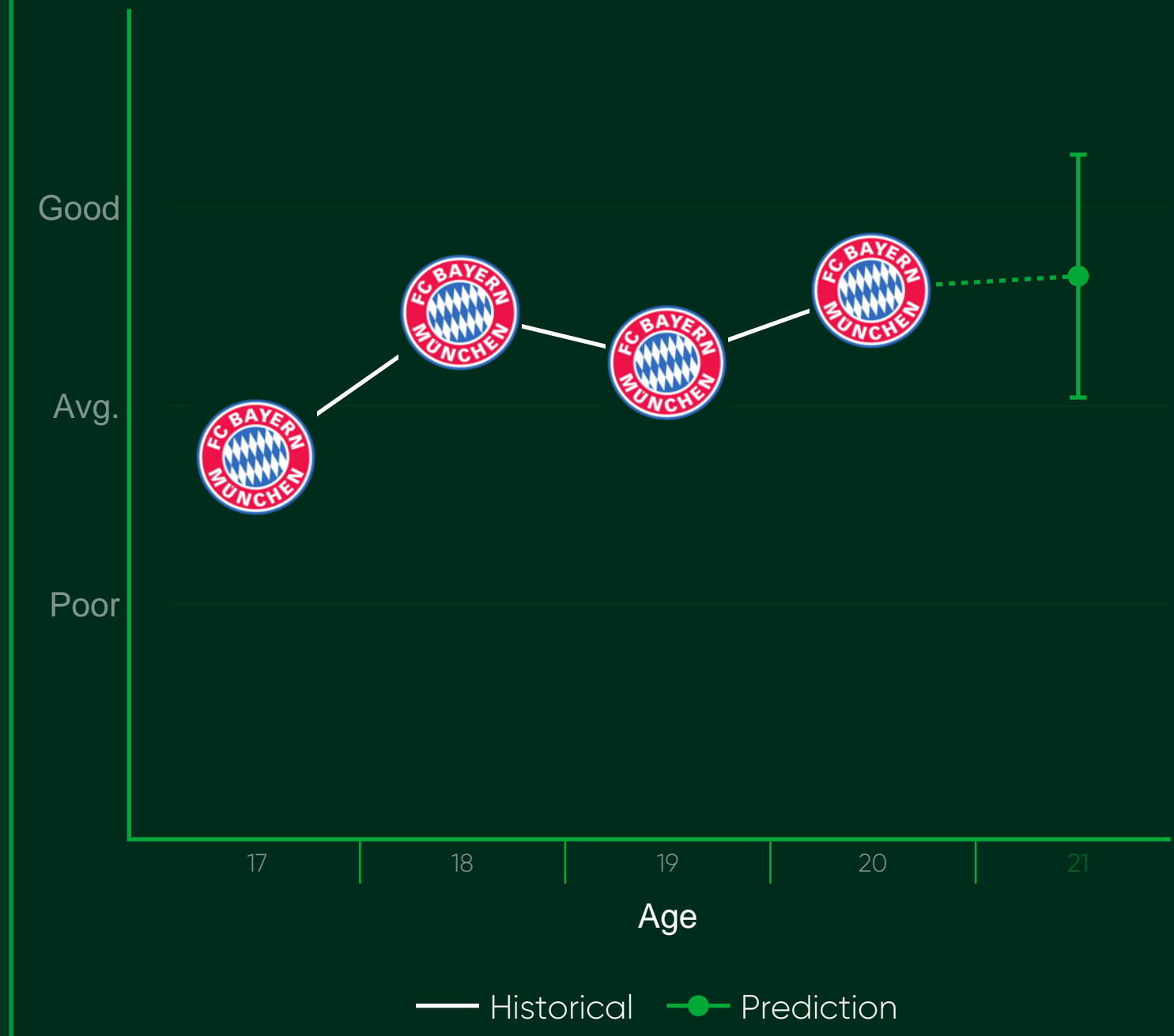


Compared to other left wingers

Musiala stands out for his exceptional passing in the attacking central zone and left half-space. He is highly effective in the opposition penalty area and attacking right half-space, although his influence wanes notably on the defensive right wing and half-space and when playing on the attacking right wing.

J. Musiala - Passing quality

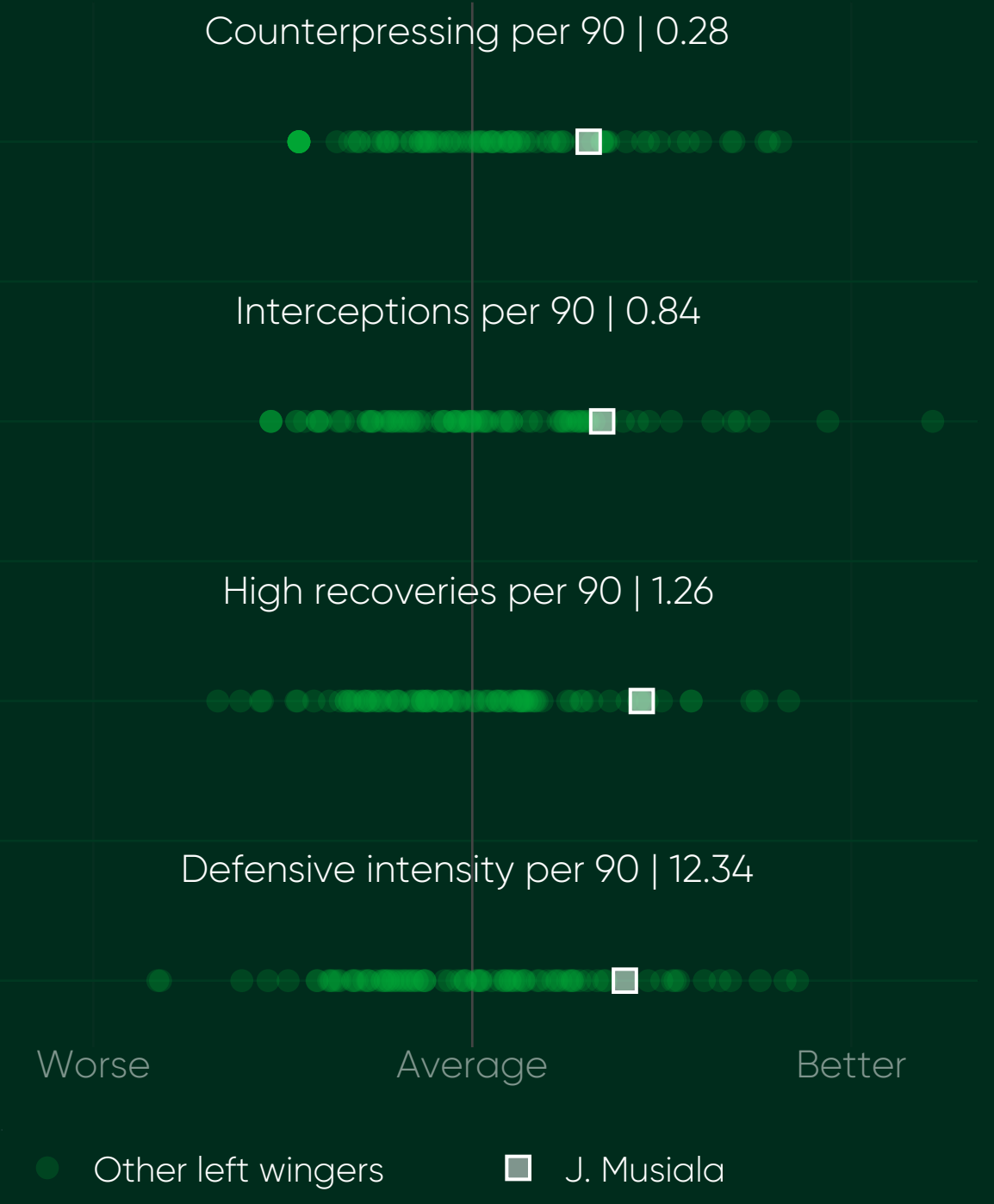
Career development and prediction



Musiala started at Bayern München and has showcased average passing quality. Starting as a winger and transitioning to a midfielder, his passing has been average to good. At 20, he has plenty of potential to improve further. His best case sees him reach excellent passing levels, while realistically, he can be expected to maintain or improve upon his good standard.

German Bundesliga 2023/24 J. Musiala | Scouting report
Musiala excels in left-wing pressing.

How good is J. Musiala at pressing?
 German Bundesliga 2023/24 | 1692 minutes played



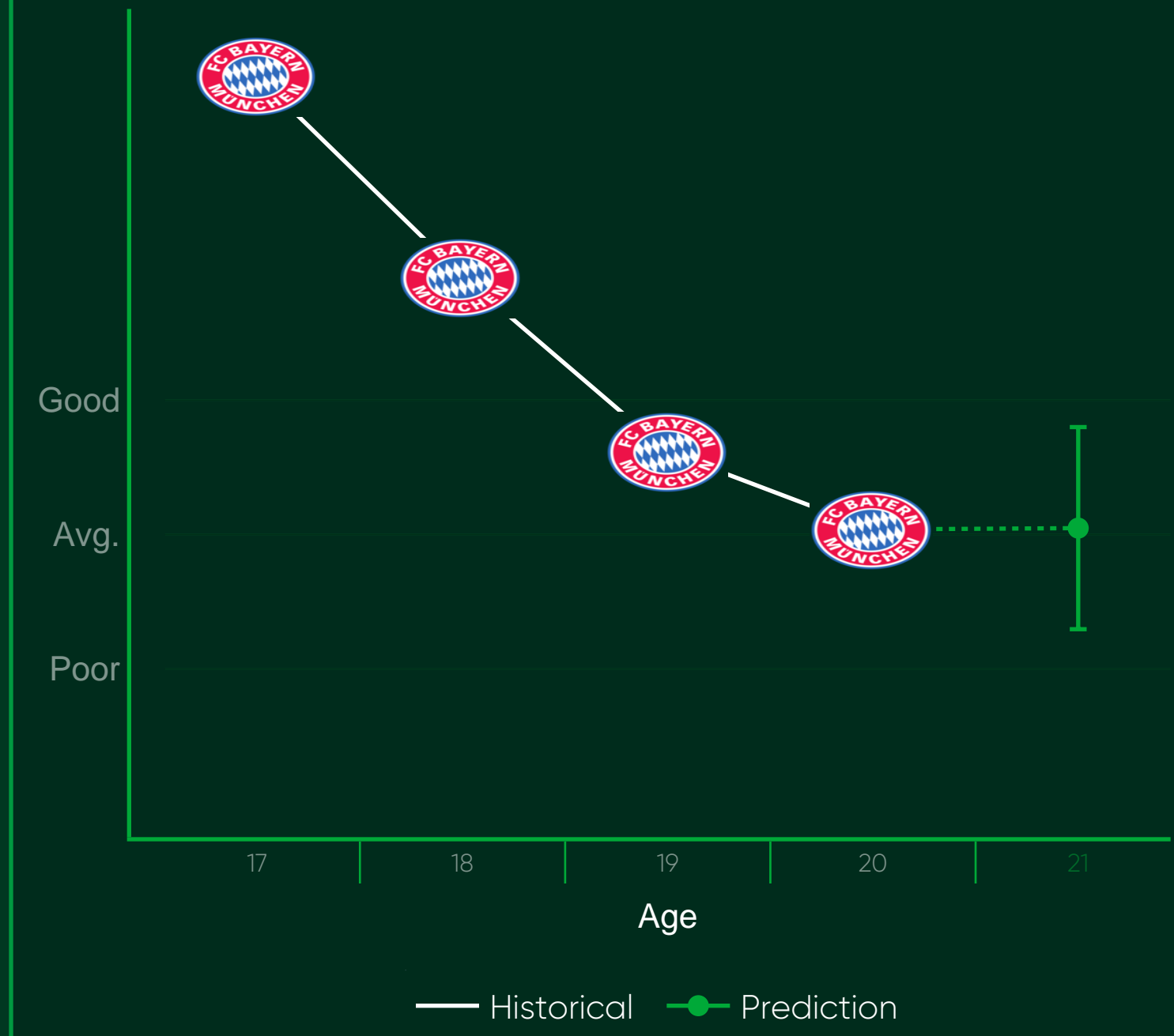
J. Musiala's pressing is unparalleled, as he excels in all facets of the defensive game for a left winger. His ability to recover the ball, apply defensive intensity, make interceptions, and execute counterpressing recoveries is exceptional, making him extremely effective in disrupting the opposition's play.

How is J. Musiala at defensive intensity?
 German Bundesliga 2023/24 | 1692 minutes played



Musiala's defensive intensity stands out notably in the attacking central zone and defensive left half-space, with excellent contributions in the attacking left half-space and wing. However, his defensive efforts drop substantially on the right side of the pitch.

J. Musiala - Pressing
 Career development and prediction

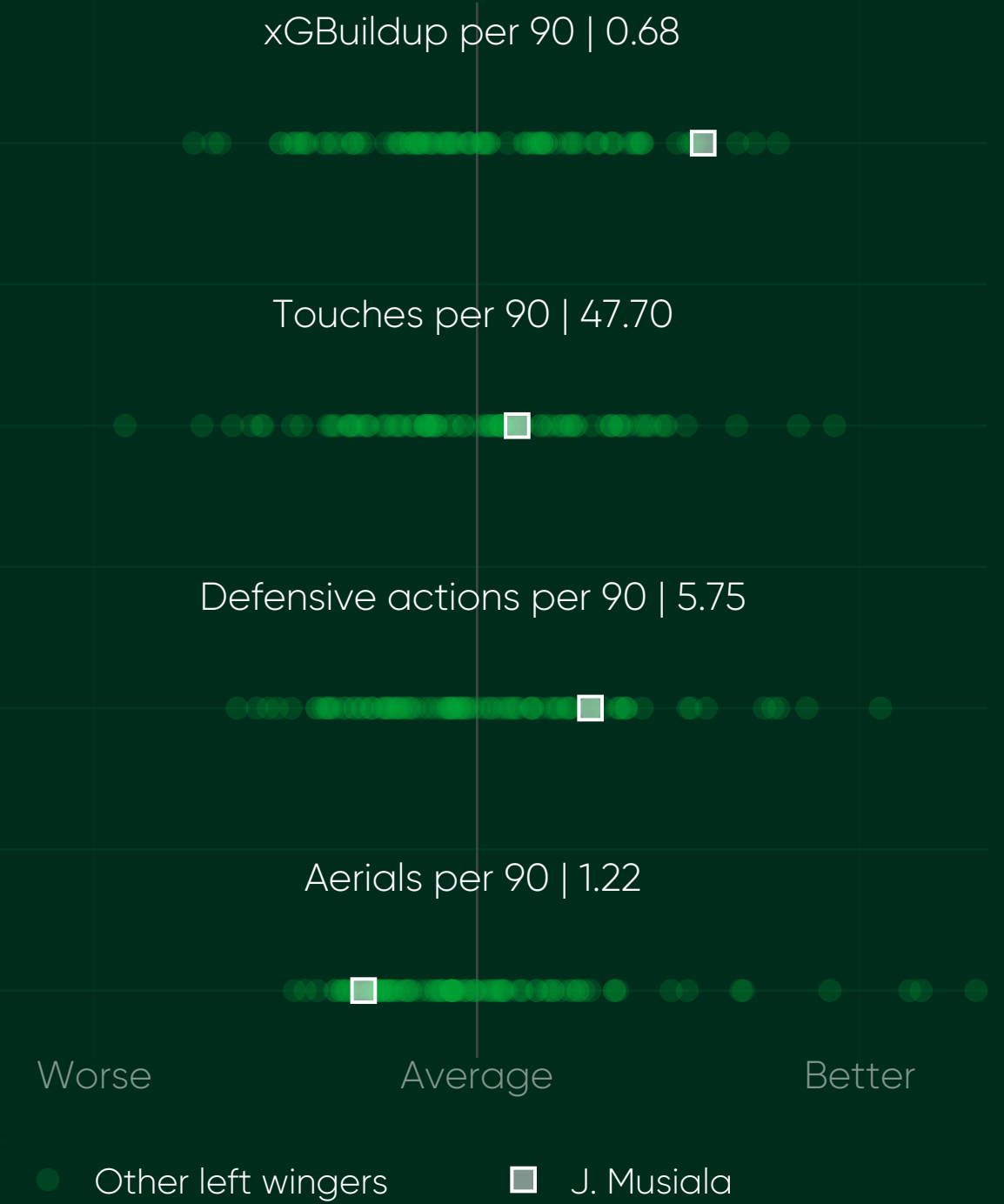


Musiala began his career at Bayern München with excellent pressing as a winger but saw a decline to average levels after transitioning to a midfielder. At 20, he's likely to maintain this average pressing, with some potential for improvement. Next season, his pressing could vary, but it might often be average.

Versatile and creative midfielder.

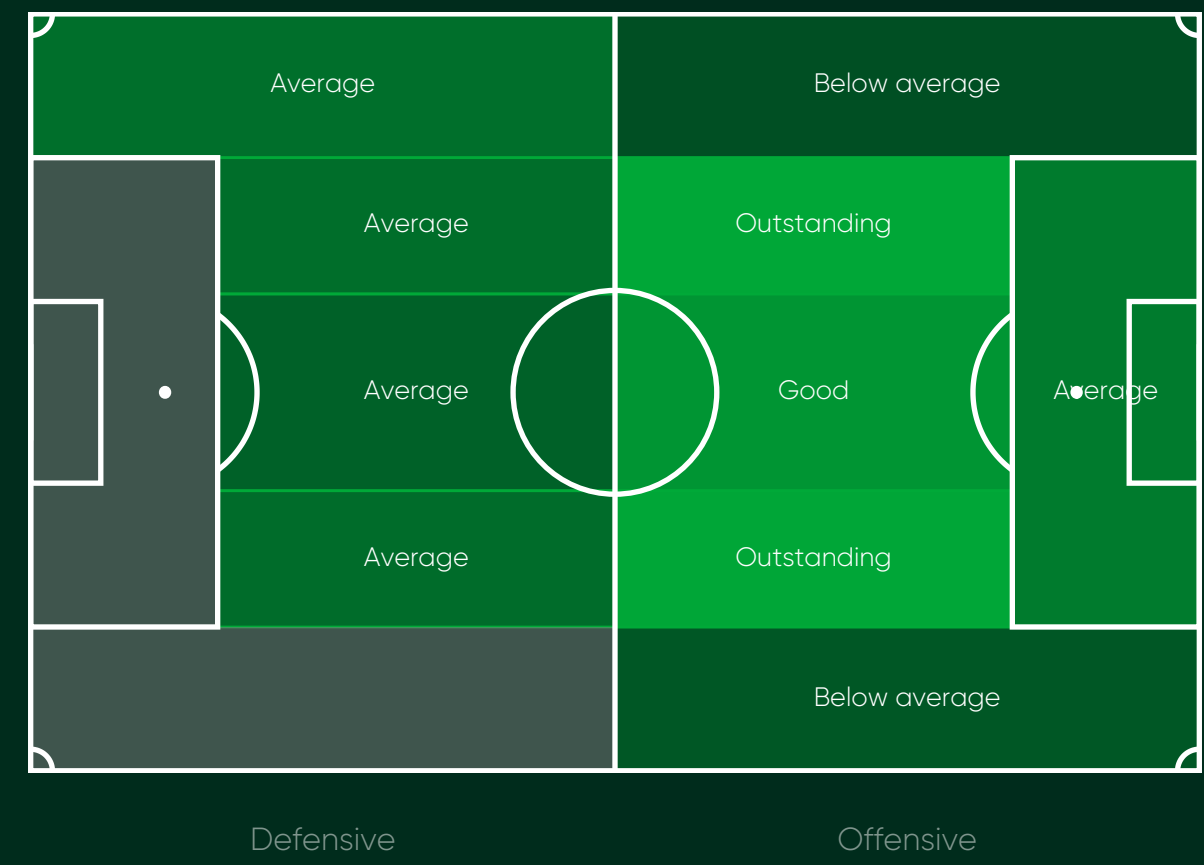
How good is J. Musiala at involvement?

German Bundesliga 2023/24 | 1692 minutes played



How is J. Musiala at xGBuildup?

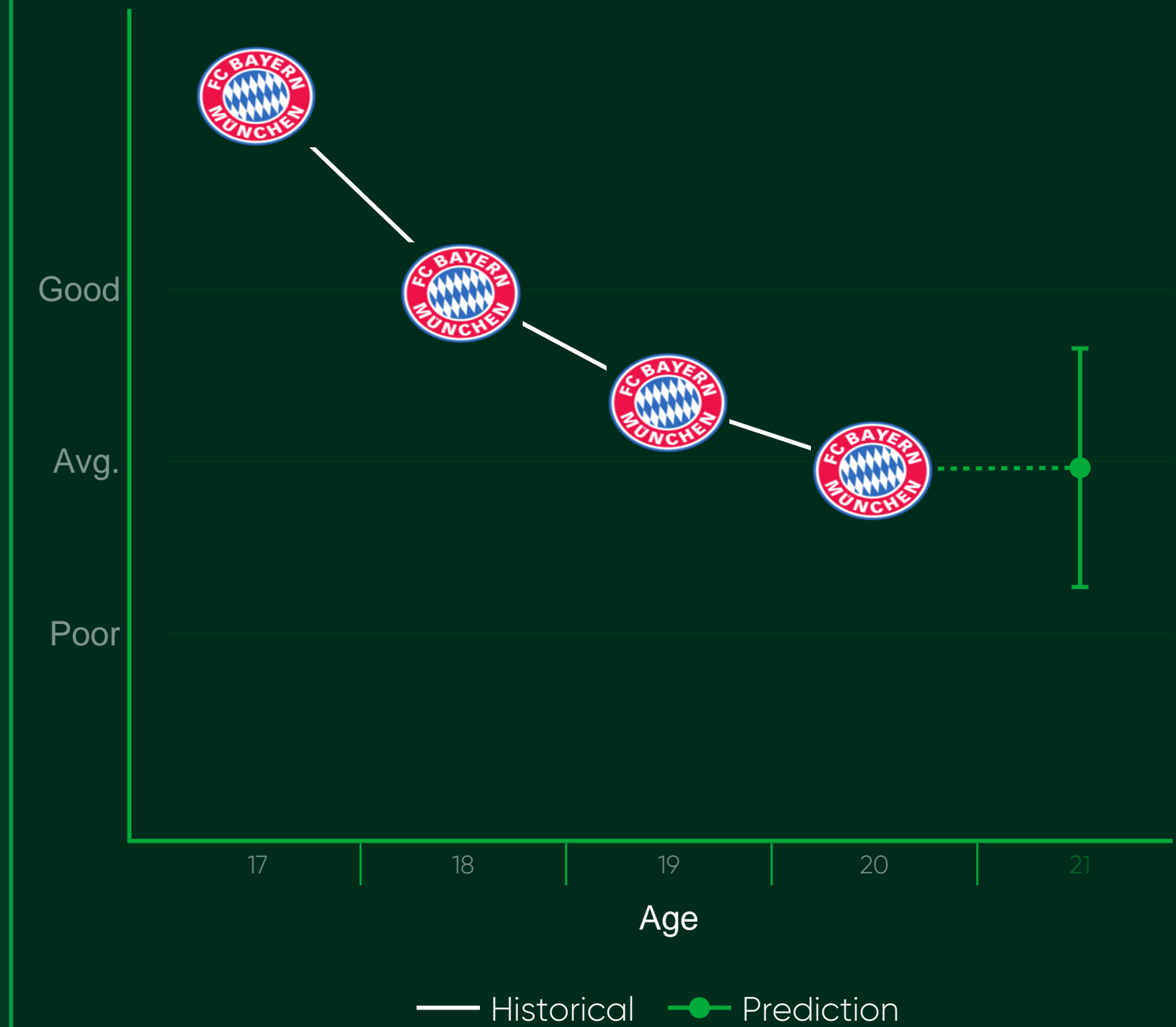
German Bundesliga 2023/24 | 1692 minutes played



Compared to other left wingers

J. Musiala - Involvement

Career development and prediction



J. Musiala's creative play is excellent and he works hard defensively. However, he is not very gifted in the air and does not receive a lot of touches on the ball.

Musiala's contributions were outstanding in both the attacking right and left half-spaces, indicating a high involvement in central attacking play. His role in the wider attacking areas was below average, suggesting his impact is more significant when operating centrally.

Musiala burst onto the scene with Bayern München at just 17, initially impressing as a winger with outstanding involvement. However, after transitioning to a midfielder, his performance became more average. Now 20, while still possessing significant talent, his involvement in matches is expected to remain at an average level in the near future. His performance next season might range from below average to good, depending on how he adapts and grows in his role.

Glossary

Aerials	Number of aerial duels.
Aerials won	Number of aerial duels won (by first contact).
Aerials won %	Percentage of aerial duels won.
Assists	Number of assists adjusted by possession.
Attacking aerials won	Number of attacking aerial duels won (by first contact) in attacking 60% of the pitch adjusted by possession.
Attacking aerials won %	Percentage of attacking aerials won.
Ball progression (xT)	Action-based xT from successful progressive passes and progressive carries that end in the opponent's half adjusted by possession.
Ball recoveries	Number of ball recoveries that do not happen with an active defensive action (tackles, duels, interceptions) adjusted by the opponent's possession.
Ball runs (xT)	Accumulated location-based xT from progressive runs and high speed runs with the ball adjusted by possession.
Box entries	Number of ball carries into the penalty area adjusted by possession.
Carries (xT)	Accumulated action-based xT from ball carries adjusted by possession.
Carries (xT) per 100 receptions	Accumulated expected threat from carries compared to the number of shots and multiplied by 100.
Counterpressing	Number of recoveries in duels that end a possession of the opposition team with length less than 5 seconds adjusted by the opponent's possession.
Creative passes	Number of assists, key passes, shot assists, and second assists adjusted by possession.
Crosses (xT)	Accumulated action-based xT of successful crosses adjusted by possession.
Deep completions	Number of successful non-cross passes into the area within 20 meters of the opponent's goal adjusted by possession.
Deep runs (xT)	Accumulated action-based xT from through ball receptions adjusted by possession.
Defending 1v1 %	Percentage of successful attempts to prevent an opposing player in possession of the ball to dribble past the player.
Defensive actions	Number of successful defensive actions (defensive duels, tackles, interceptions, recoveries, clearances) adjusted by the opponent's possession.
Defensive aerials won	Number of defensive aerial duels won (by first contact) in own 60% of the pitch adjusted by the opponent's possession.
Defensive aerials won %	Percentage of defensive aerial duels won in own 60% of the pitch.

Glossary

Defensive area (m ²)	The size of the area, measured in square meters, that a player covers defensively in open play. It is measured as the area that covers 68% of the player's open play defensive actions adjusted by the opponent's possession.
Defensive duels won	Number of defensive ground duels that stopped progression of a player or recovered the possession adjusted by the opponent's possession.
Defensive intensity	Number of defensive duels, loose ball duels, interceptions, tackles and fouls when out of possession adjusted by the opponent's possession.
Defensive line height (m)	Average height on the pitch, measured in meters, of the player's defensive actions.
Dribbles (xT)	Accumulated location-based xT from successful dribbles adjusted by possession.
Dribbles success %	The ratio between successful dribbles and total dribbles.
Goals - xG	The difference between non-penalty goals scored and non-penalty expected goals.
Goals	Number of non-penalty goals adjusted by possession.
Goals per box touch	Number of non-penalty goals compared to the number of penalty area touches.
Headed plays	Number of successful head passes or head shots in the attacking half adjusted by possession.
High recoveries	Number of recovered possessions in the attacking half adjusted by the opponent's possession.
High turnovers	Number of possessions lost (failed passes, bad ball touches or lost attacking duels) in own 40% of the pitch adjusted by possession.
High turnovers per low reception	Number of possessions lost (failed passes, bad ball touches or lost attacking duels) compared to total number of ball receptions in own 40% of the pitch.
Interceptions	Number of interceptions adjusted by the opponent's possession.
Key passes	Number of passes that immediately create a clear goal-scoring opportunity for a teammate adjusted by possession.
Linkups	Number of successful linkup-plays (An action of an attacking player receiving a ball from a defender or a midfielder with his back to the opposite goal) adjusted by possession.
Long ball receptions	Number of successful long ball receptions divided by the team's possession percentage and multiplied by 0.5.
Losses	Number of actions that end the possession of a team (passes, offensive duels, touches) adjusted by possession.
Opposition pass success % into defensive area	Percentage of the opponent's passes into the player's defensive area that are successful.
Opposition progressive passes from defensive area %	Percentage of the opponent's passes originating from within the the player's defensive area that are successful, progressive and have an end location in the attacking half.

Glossary

Opposition xG after defensive action	Accumulated non-penalty xG from the opponent's shots where the player had the last defensive action before the shot, and the shot occurred within 8 seconds of the action, measured per 100 possessions.
Opposition xG from defensive area	Accumulated non-penalty xG from the opponent's shots that were a part of possessions that had a successful pass originating from within the player's defensive area, measured per 100 opponent possessions.
Opposition xT from defensive area	Accumulated action-based xT per 100 successful opponent passes originating from within the player's defensive area.
Opposition xT into defensive area	Accumulated action-based xT per 100 successful opponent passes into the player's defensive area.
Passes (xT)	Accumulated action-based xT from open play passes adjusted by possession.
Passes (xT) per 100 receptions	Accumulated expected threat from passes compared to the number of shots and multiplied by 100.
Passes into third (xT)	Accumulated action-based xT from successful open play passes into the final third.
Passes third (xT)	Accumulated action-based xT from successful open play passes inside of the final third.
Penalty area receptions	Number of successful pass receptions inside the penalty area divided by the team's possession percentage and multiplied by 0.5.
Playmaking passes	Number of successful open play progressive passes, smart passes, through passes, and passes into the final third adjusted by possession.
Possessions won	Number of recovered possessions adjusted by the opponent's possession.
Possessions won per opponent possession	Number of recovered possessions adjusted by the opponent's possession divided by total number of opponent possessions.
Pressure resistance %	Percentage of successful actions under pressure in the first or second thirds of the pitch.
Second assists	Number of last actions of a player from a goalscoring team prior to an assist by a teammate adjusted by possession.
Shot conversion %	Percentage of non-penalty shots that are goals.
Successful 1v1	Number of successful attempts to prevent an opposing player in possession of the ball to dribble past the player adjusted by the opponent's possession.
Tackle success %	Percentage of defending 1v1s and sliding tackles won.
Touches	Number of open play touches when in possession (passes, shots, carries, dribbles, touches) adjusted by possession.
Touches in box	Number of open play touches in opponent penalty area when in possession (passes, shots, carries, dribbles, touches) adjusted by possession.

Glossary

True tackles won	Number of defending 1v1s and sliding tackles that stopped progression of a player or recovered the possession adjusted by the opponent's possession.
Under pressure retention	Number of successful actions under pressure in the first or second thirds of the pitch adjusted by possession.
xA	Accumulated expected assists adjusted by possession.
xG	Accumulated non-penalty expected goals adjusted by possession.
xG + xA per 100 touches	The sum of accumulated non-penalty xG and xA divided by the number of touches and multiplied by 100.
xG per box touch	Accumulated non-penalty xG compared to the number of penalty area touches.
xG per shot	Accumulated non-penalty xG compared to the number of shots.
xGBuildup	Accumulated non-penalty xG for possessions in which a player is involved in at least one event, excluding shots and shot assists adjusted by possession.
xGChain per possession	Accumulated non-penalty xG for possessions in which a player is involved in at least one event divided by total number of possession involvements.
xGCreated	Accumulated xG of shots within 5s of passes in the same possession assigned to the passer adjusted by possession.
xGDribble	Accumulated xG of shots within 5s of dribbles in the same possession assigned to the dribbler adjusted by possession.
xGOT	Accumulated non-penalty expected goals on target adjusted by possession.